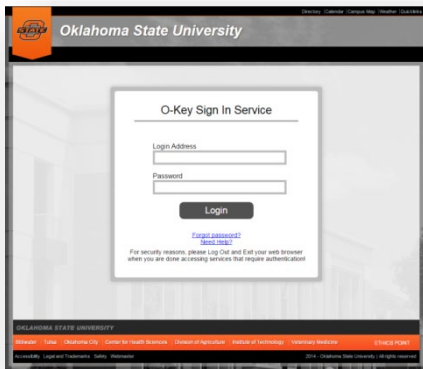
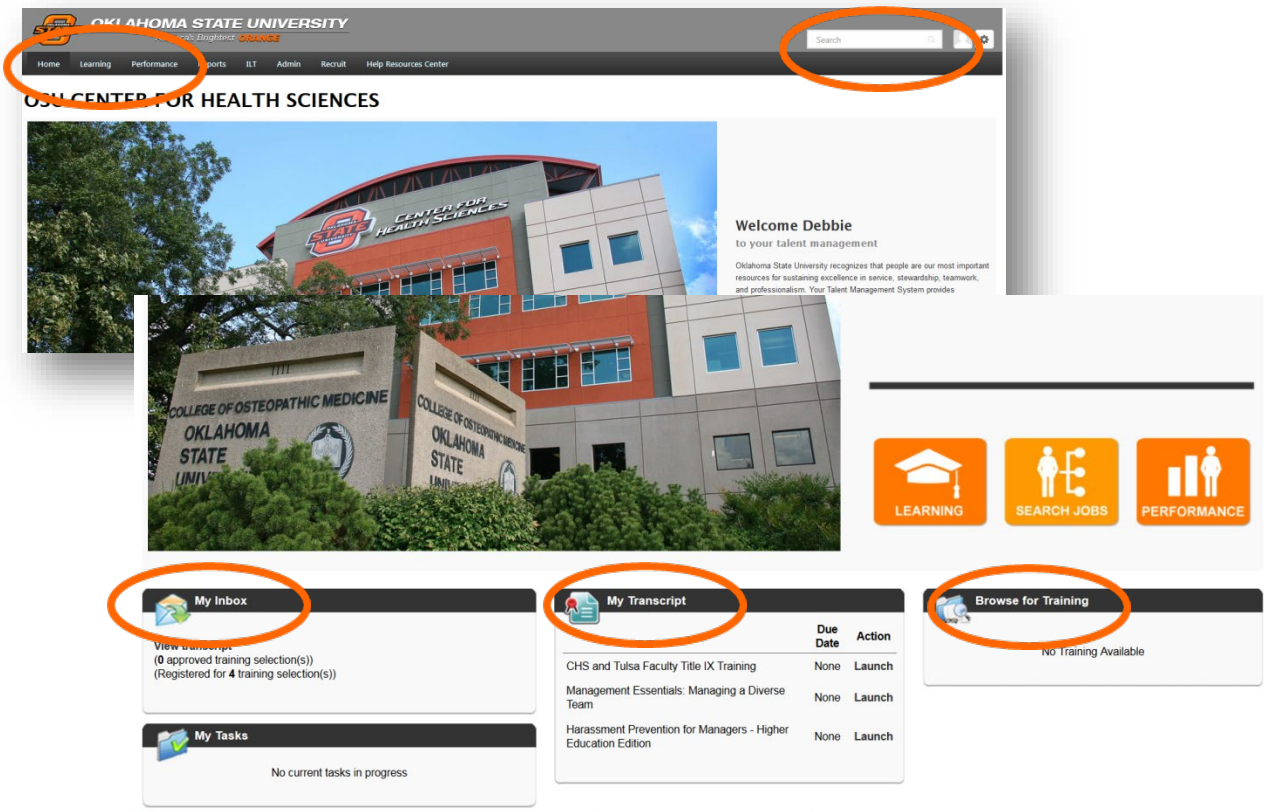


Getting Started with the Cornerstone Learning Management System (LMS)

- The website uses your O-key login and works best from Google Chrome or Firefox.
- Do Not use Internet Explorer.
 - Copy and paste <http://talent.okstate.edu> or type talent.okstate.edu into the address bar
 - Click "Enter" and Log in using your **O-key**



- Reach **Campus** landing page (OSU-Center for Health Sciences or OSU-Tulsa)







- The **Learning** landing page includes:
 - Learning tab, search bar, my inbox, my transcript and browse for training

TRAINING OPPORTUNITIES





To search for **upcoming training**:

- Click in the Search bar at the top of page and enter the title or a portion of the title and click enter.
 - Search in top right search bar for example "customer service"
 - Select course example "Customer Service Fundamentals"
 - Select "Request" and it will add to "My Transcript"

KEY

-  Online training includes e-learning opportunities.
-  Live events are instructor led training held in classrooms.
-  The Curriculum option allows you to enroll in a certificate program.
-  Course materials may be available for various training opportunities.

OR...

- Click the Learning tab, select Events Calendar, or Browse for Training
 - Events calendar is an expanded version of the landing page calendar
 - Browse for training allows you to view a catalog. You can sort by:
 -  online training,  live event,  curriculum, or  material.
 - You can also sort by date range, location, most recently added or keyword in the top right search bar.

If you are having trouble, please contact Human Resources at 918-594-8221 or email tulsa.hr@okstate.edu